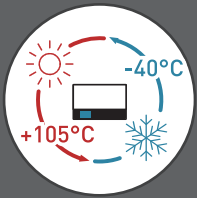




Railway Certified Power Solution

Durability · Reliability · Roughness DC-DC Converter

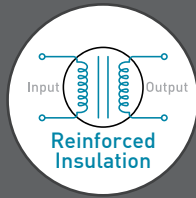
3-150W | DIP · 2"×1" Package · Quarter Brick · Half Brick



Passed TCT
1000+ Cycles



Excellent
Efficiency



I/O Isolation
1680~3000VAC



EN 50155 (IEC60571) /



EN 45545-2 /



IEC/EN 60068-2-1, 2, 30 /



EN 50121-3-2 /



EN 61373 /

Railway Certified DC-DC Converter Family

- Input Range: 9-36, 18-75, 36-160, 40-160, 43-101, 66-160 VDC
- Output Voltage: 5, 12, 15, 24, 54, ±12, ±15 VDC
- Remote On/Off Control, Output Voltage Trim, Output Sense
- Temperature Cycle Test (TCT) more than 1000 Cycles Passed
- Operating Baseplate Temp. Range -40~+105°C
- UVP, OLP, OVP, OTP, SCP

20°C /min


Depend on series

Output Power(W)

3 10 20 40 50 75 100 150



Coming Soon



MRHI150 Series

- Output Power: 150W
- Package: Half Brick
- Input Voltage Range: 9-36 VDC
- I/O Isolation 1680VAC with Reinforced Insulation
- Operating Baseplate Temp. Range -40~+100°C



MRZI150 Series

- Output Power: 150W
- Package: Quarter Brick
- Input Voltage Range: 36-160 VDC
- I/O Isolation 2000VAC with Reinforced Insulation
- Operating Baseplate Temp. Range -40~ +105°C



MRZI100 Series

- Output Power: 100W
- Package: Quarter Brick
- Input Voltage Range: 36-160 VDC
- I/O Isolation 2000VAC with Reinforced Insulation
- Operating Baseplate Temp. Range -40~+105°C



NEW



MRZI75 Series

- Output Power: 75W
- Package: Quarter Brick
- Input Voltage Range: 36-160 VDC
- I/O Isolation 2000VAC with Reinforced Insulation
- Operating Baseplate Temp. Range -40~ +105°C




MTQZ50 Series

- Output Power: 50W
- Package: Quarter Brick
- Input Voltage Range: 43-101, 66-160 VDC
- I/O Isolation 3000VAC with Reinforced Insulation
- Operating Ambient Temp. Range -40~+85°C



MKZI40 Series

- Output Power: 40W
- Package: 2" × 1"
- Input Voltage Range: 36-160 VDC
- I/O Isolation 3000VAC with Reinforced Insulation
- Operating Ambient Temp. Range -40~+77.5°C



MKZI20 Series

- Output Power: 20W
- Package: 2" × 1"
- Input Voltage Range: 9-36, 18-75, 40-160 VDC
- I/O Isolation 3000VAC with Reinforced Insulation
- Operating Ambient Temp. Range -40~+88.5°C



MKZI10 Series

- Output Power: 10W
- Package: 2" × 1"
- Input Voltage Range: 9-36, 18-75, 40-160 VDC
- I/O Isolation 3000VAC with Reinforced Insulation
- Operating Ambient Temp. Range -40~ +95°C



MIZI03 Series

- Output Power: 3W
- Package: DIP-24
- Input Voltage Range: 9-36, 18-75, 40-160 VDC
- I/O Isolation 3000VAC with Reinforced Insulation
- Operating Ambient Temp. Range -40~+92°C

